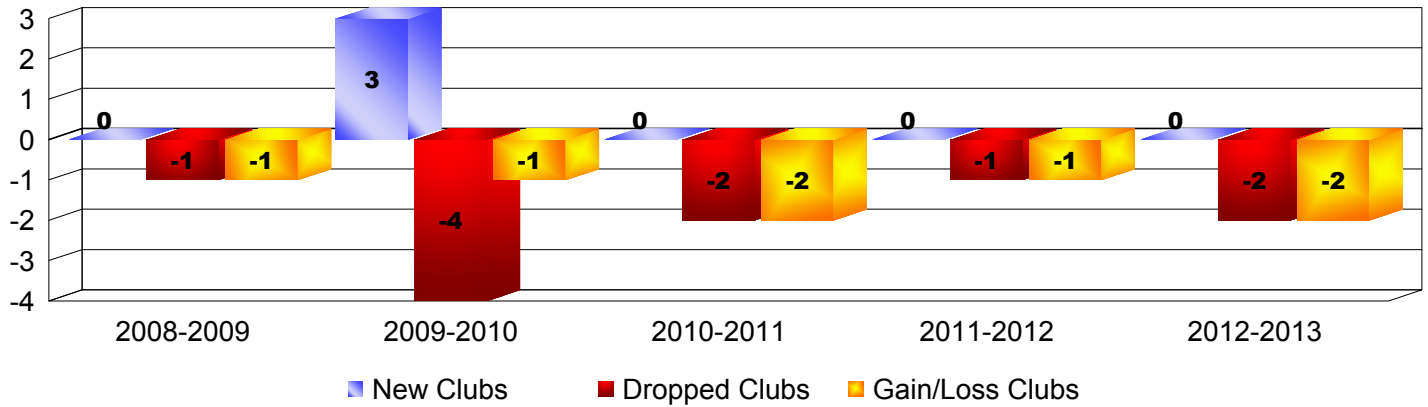
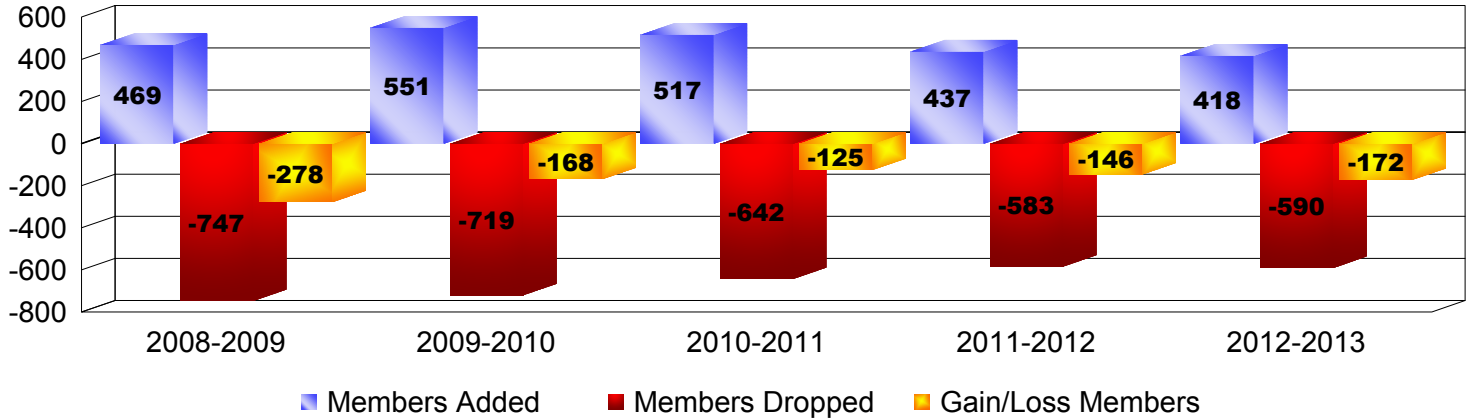


Year	New Clubs	Dropped Clubs	Gain/Loss Clubs	New Members	Charter Members	Reinstate Members	Transfer Members	Total Member Added	Total Members Dropped	Gain/Loss Members
2008-2009	0	-1	-1	459	0	6	4	469	-747	-278
2009-2010	3	-4	-1	457	81	5	8	551	-719	-168
2010-2011	0	-2	-2	501	0	5	11	517	-642	-125
2011-2012	0	-1	-1	432	0	3	2	437	-583	-146
2012-2013	0	-2	-2	408	0	5	5	418	-590	-172
<b>Average</b>	<b>1</b>	<b>-2</b>	<b>-1</b>	<b>451</b>	<b>16</b>	<b>5</b>	<b>6</b>	<b>478</b>	<b>-656</b>	<b>-178</b>

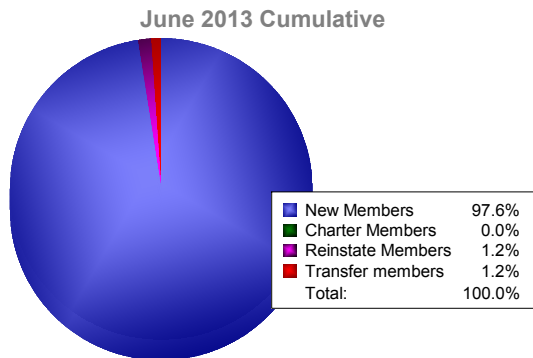
### Clubs



### Members



### Membership Composition



### Gender Comparison

